

CURRICULUM INPUTS FOR THE MONTH OF JULY/ AUGUST/ SEPTEMBER -P4 (2017-18)

• ENGLISH

- Identifies the describing words in given context.
- Uses appropriate adjectives while describing nouns.
- Understands and uses the correct degree of comparison while framing sentences or writing compositions.
- Learns about antonyms and synonyms.
- Gets familiar with similes and uses it in relevant context.
- Writes simple short stories based on the given outline.
- Reads and comprehends the stories based on the given in Multiple Readers.
- Recites with proper intonation and expression.

September

- Understands the usage of articles.
- Uses them correctly in given context.
- Learns the usage of different prepositions in sentences.
- Uses Prepositions to highlight relationship between subject and object in terms of position and time.
- Learns to organize the write ups.
- Writing application
- Reads and comprehends the stories based on the given in Multiple Readers.
- Recites with proper intonation and expression.

• October

- Uses action words to form meaningful sentences.
- Understands the subject-verb agreement .
- Gets acquainted with dialogue writing and completes conversation using the given prompts
- Reads and comprehends the stories based on the given in Multiple Readers.
- Recites with proper intonation and expression.

MATHEMATICS

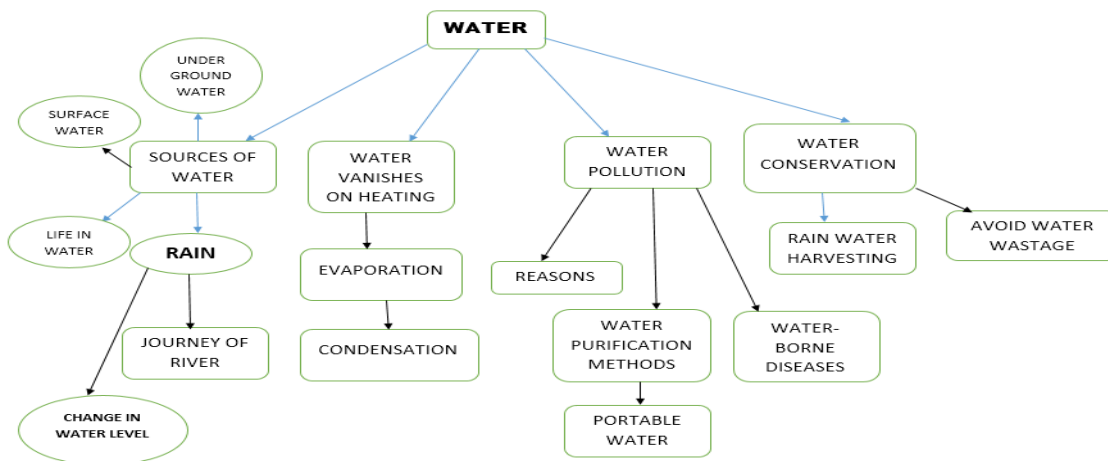
Revisit and comprehend word problem based on basic operations.

Factor and Multiples

- Identify composite and prime numbers
- Finding factors of number and learn to use factor tree.
- Understanding concept and relation between L.C.M and H.C.F
- Comprehend and solve word problems based on LCM and HCF.
- Introduce divisibility rule (table upto 14) Fractions
- Identification of factors as part of whole.
- Practice basic fractions like half, one fourth, etc in real life situations .
- Understand concept of Equivalent , Like and Unlike Fractions.
- Understand concept of Proper and Improper fraction
- Attempt word problems related to fractions.
- Introduction of pictograph and bar graphs. (table upto 16)
- Application and implementation in real life situation
- Understanding and practicing the concept of perimeter on 2-dim figure
- Understanding and practicing the concept of area on 2-dim figures
- Comprehend and solve word problem based on perimeter and area.

EVS

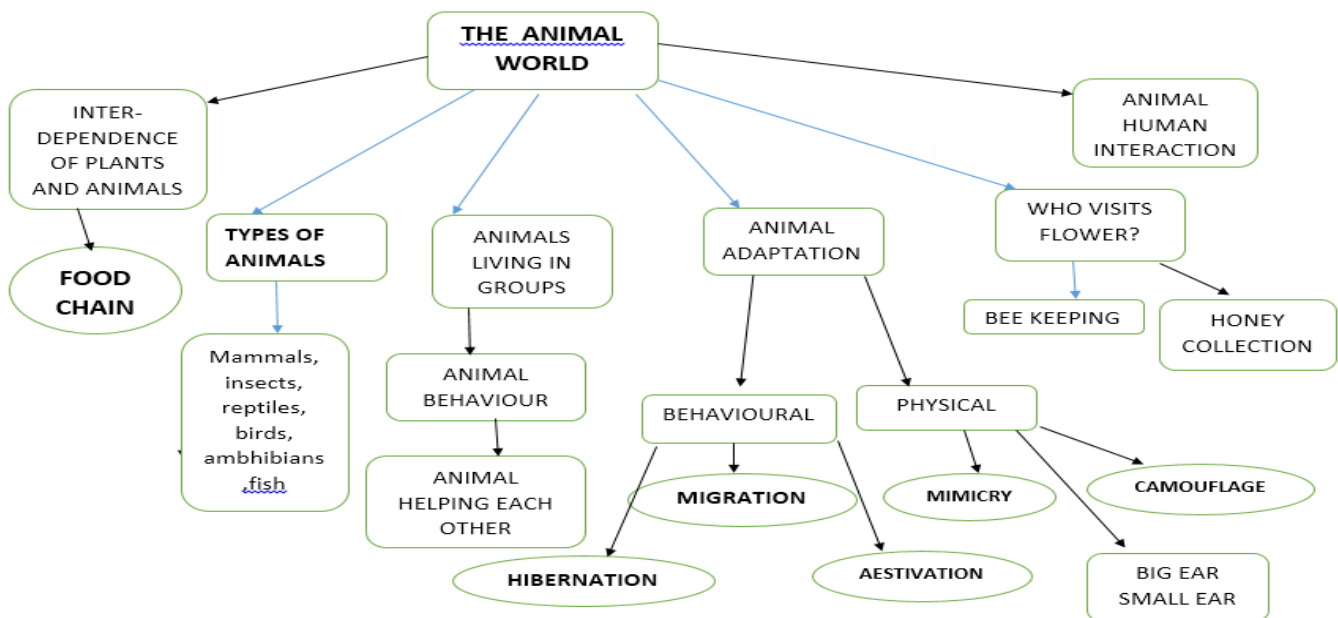
THEME: WATER



- Discusses the different sources of water.
- Learns about the journey of river from source to our houses
- Understands the life in water- aquatic animals and aquatic plants
- Is able to recognise the reasons for water pollution.
- Is able to reflect on the reasons of wastage and misuse of water.
- Develops awareness of different kinds of water borne diseases and their affect on animals and plants
- Demonstrates the different methods of purification of water
- Demonstrates the process of evaporation and condensation through experiments

AUGUST-SEPTEMBER

THEME : ANIMALS



- Understands the animal-human interaction.
- Recognizes the interdependence of plants and animals
- Learns about types of animals in animal kingdom and their characteristics
- Understands animals living in groups and how they help each other
- Learns about various adaptation features developed in animals.
- Recognizes how bee helps in honey collection and importance of different types of bees

हिन्दी

- सर्वनाम शब्दों के माध्यम से भाषा में शुद्धता का महत्व समझना। संज्ञा शब्दों के स्थान पर उचित सर्वनाम शब्दों का प्रयोग सीखना।
- चित्रों के आधार पर रचनात्मक रूप से अपने विचारों को लिखित रूप में अभिव्यक्ति करना।
- विशेषण शब्दों की पहचान करना।
- विशेषण शब्दों द्वारा विलोम शब्द बनाना और उनका प्रयोग सीखना।
- दी गई रूपरेखा के आधार पर विशेषण शब्दों की सहायता से कहानी बुनना।
- अनेक शब्दों के लिए एक शब्द द्वारा शब्द - भंडार का विकास करना।
- मुहावरों और उनके अर्थ का ज्ञान प्राप्त कर, उन्हें अपनी भाषा में प्रयोग करना।
- शुद्ध-अशुद्ध शब्दों और वाक्यों के अभ्यास द्वारा भाषा को सशक्त और सुदृढ़ बनाना।
- विभिन्न पाठ्य - पुस्तकों से पाठ पढ़कर, नवीन शब्दों को समझकर उनका वाक्यों में प्रयोग और पाठ से संबंधित अन्य अभ्यास / क्रिया-कलाप करना।

संस्कृत

- पुल्लिङ्ग द्विवचन का ज्ञान करवाते हुए द्विवचन के शब्द लिखवाना।
- पुल्लिङ्ग द्विवचन के शब्दों के साथ द्विवचन की क्रिया लगाकर वाक्य बनवाना।
- कार्ययोजना-२ पुल्लिङ्ग द्विवचन के शब्दों व वाक्यों के आधार पर करवाना।
- श्लोक- बहूनि मे व्यतीतानि।
- पुल्लिङ्ग बहुवचन का ज्ञान करवाते हुए बहुवचन के शब्द लिखवाना।
- पुल्लिङ्ग बहुवचन के शब्दों के साथ बहुवचन की क्रिया लगाकर वाक्य बनवाना।
- कार्ययोजना-३ पुल्लिङ्ग बहुवचन के शब्दों व वाक्यों के आधार पर करवाना।
- श्लोक- न जायते म्रियते वा कदाचन।
- स्त्रीलिङ्ग एकवचन के शब्दों का ज्ञान करवाना और उसमें एकवचन की क्रिया लगाकर वाक्य बनाना सीखाना।
- कार्ययोजना-४ पुल्लिङ्ग बहुवचन के शब्दों व वाक्यों के आधार पर करवाना।
- श्लोक- न जायते म्रियते वा कदाचन.....।

ART

- Do memory drawing- For places u go for Holiday...
- Draw and colour positive and negative space composition....
- Do Textural drawing using thumb impression or using any textural effects...
- Draw and colour perspective drawing eg. Train line or light posts...
- Study about Indian old and eminent artist Nandlal Bose and copy his
 - painting from the given printout....
- Do colour composition of Independence Day related drawing....
- Teachers Day related drawings or card making...

COMPUTER

MORE ABOUT WINDOWS 7

- Desktop
- Wall paper and screensaver
- Changing of desktop screen
- Making folder and file
- Copying and Moving a file
- Practical:-Students will learn to change the desktop screen and copying and moving folder and file

INTRODUCTION TO LOGO

- Starting logo Main screen
- windows Turtle Commander windows
- Basic primitives of logo

Forward	FD
Back	BK
Right	RT
Left	LT

MORE TURTLE COMMAND

- Basic K turtle command
- More commands Containers
- Pen up and Pen down Repeat Command
- Drawing Polygons and circle



CRAFT

- Tiger's face mask making (National animal: cutting and pasting activity)
- Peacock making with waste material like disposable spoon, earbuds etc.
- Dolphin toy making with disposable glass/disposable bottle with cutting, pasting and colouring activity
- Lotus flower making with cutting and pasting activity
- 3d penguin toy making with disposable glass and bottles
- Chandelier making with paper rose with cutting and pasting activity
- Glass lamps making with waste jars(spray printing activity)
- Glass painting on bottles (colouring and decoration activity)
- Candle holder making with disposable spoons
- Wall hanging making with waste CD
- Photo frame making with waste CD

Practical: Students will perform practical using logo command

ACTIVITIES

Activity 1

Start by writing a simple sentence on the paper. (The boy is holding a book.) Tell the child that adjectives make a sentence more interesting by giving details. Challenge him to add adjectives to the sentence you have on the paper, one at a time, to make a more interesting sentence. For example: **The smart boy is** holding a book. The smart boy is holding a thick book. The smart boy is holding a book that he bought from the big book store. As they add adjectives, point out the correct order in which to place them. Once the children are familiar with the process, give them some additional simple sentences. Let them expand their sentences as creatively as possible and share what they have written.

Activity 2

Make a long list of prepositions, then you can play the game Treasure Hunt.

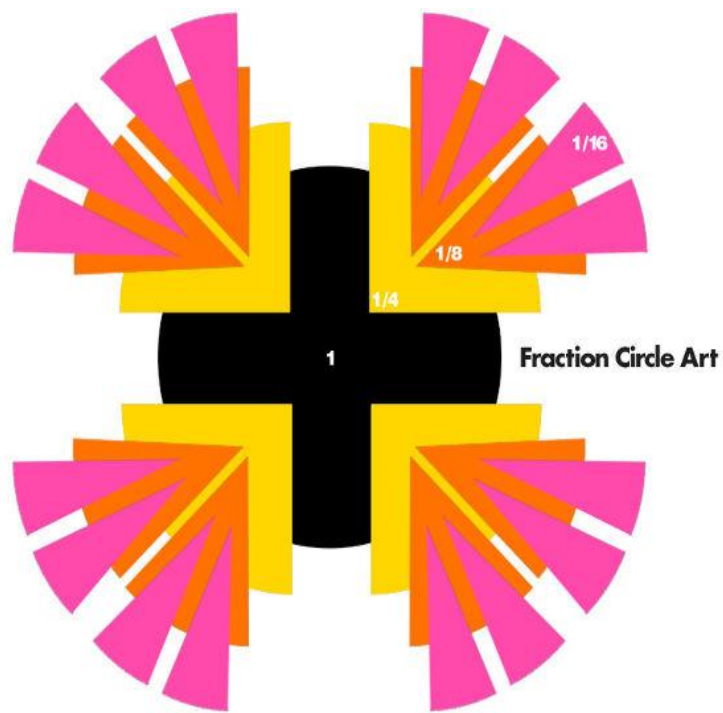
A child steps out of the room for a moment and then hide something in the room, such as a piece of chocolate or some other desirable object. When the child returns, you or the other participating members can direct him to the hidden object using only prepositions.

For example, tells him that the hidden object is "up, down, around, against, aside, by, under" and so on. Repeat this by allowing the child to give clues with preposition the next time around.

Activity 3

Select a passage from multiple readers and let the child re-write the story by changing the subjects and verbs. He or she may want to turn singular subjects and verbs into plural ones. Read the story out loud together.

Activity 4. Fraction circle art



You'll need: Pencils, rulers, circle pattern or compass

Students learn about fractions while making circle art. Their artwork shows a circle divided into fourths, eighths, and sixteenths. Provide students with a variety of colored construction paper. Have each of them choose four colors. Next, they trace a circle pattern on each color and cut it out. Using a ruler, they divide their circles into fractions. They should create one to represent one whole, fourths, eighths, and sixteenths. Then, they create their fraction design.

Activity 5 FRACTION TREE

Construct a paper tree of fractions! Students create a trunk, branches and leaves by measuring and figuring out the fractions of their design.

FRACTION TREE

LEAVES

- 7/38
- 9/38
- 7/38
- 15/38

TRUNK / BRANCHES

- 1
- 1/2
- 1/4



What you need:

-Brown and white construction paper, Rulers, Scissors, Glue, Pencils, pens, Q-tips, Paint (all colours)


What to do:

Cut a rectangle out of their construction paper for their tree trunk. The trunk represents 1 whole. Once they have their trunk cut out, they cut branches to

represent $\frac{1}{2}$ and $\frac{1}{4}$ of their trunk. They use their trunk and a ruler to figure out what the length and width their branches should be to correctly represent a half and a quarter. Older students could even work with more complex fractions (and percentages).

Once they have their trunk and branches cut out, instruct them to create a tree. Students write the fractions on their tree (see example). Next to their tree they record the fraction for each color they used on their design.

Activity 6 : DESIGN THE DREAM(AREA AND PERIMETER)



Using above grid design a flat with 3 bed room, 2 bathroom, one drawing room, 1 kitchen and one balcony. Calculate area and perimeter of each room with respect to number of squares covered??

Activity 7

Tracing the path of river Ganga. From the origin to where it falls, identify the important cities it passes through. Use a political map of India. Also mark the states. Colour the map as well

Activity 8

Make a booklet that showcases various adaptation features of different animals.

Activity 9

Watch national geographic or animal planet channel under the supervision of your parents and prepare a quiz on program you watched. (make a set of 10 question-answer on a flash card)

Activity 10

आइए हम सब मिलकर खेले -खेल

रविवार के दिन घर के सभी सदस्य एक साथ बैठकर विशेषण पर एक रोचक खेल खेल सकते हैं। यदि आप के घर में तीन या चार सदस्य हैं तो पहला सदस्य अपने मन से एक विशेषण शब्द बोलेगा और दूसरा सदस्य उस शब्द के अंतिम अक्षर से दूसरा विशेषण बोलेगा। इस प्रकार क्रम चलता रहेगा। जो सदस्य रुक गया उसका एक अंक कट जाएगा और जो उसे पूरा करेगा उसे एक अंक ज़्यादा मिल जाएगा। जैसे- रसीला ----- लाल----- लंबा-----बहादुर -----रौबीला

Activity 11

खेल के दूसरे दौर में-

आप कोई भी विशेषण शब्द बोल सकते हैं। अगला सदस्य उससे संबंधित संज्ञा शब्द बोलेगा। जैसे- मीठ- आम, विशाल - शरीर-----

इस प्रकार खेल -खेल में शब्द भंडार की बढ़ोत्तरी भी होगी और विशेषण शब्दों का ज्ञान भी बढ़ेगा।

Activity 12

साक्षात्कार लेना

अपने परिवार के सदस्यों का साक्षात्कार (interview) लें। आपके घर में जितने सदस्य हैं उनके लिए पाँच-पाँच प्रश्नों का साक्षात्कार बनाइए। अब उनके साथ बैठकर उनसे वे प्रश्न पूछें और साथ-साथ कागज़ पर उनके बताएँ उत्तर लिखें। इसके उपरांत उनमें आए विशेषण शब्दों पर रंगीन पेंसिल से गोला लगाइए।

Activity 13

मुहावरों की सहायता से कहानी बुनना

हम सब जानते हैं कि मुहावरों की सहायता से भाषा प्रभावशाली खूबसूरत और रोचक बन जाती है, तो क्यों न आप अपनी किसी भी पसंदीदा कहानी को पढ़कर उसमें कम से कम आठ मुहावरों का प्रयोग करते हुए, अपने शब्दों में लिखिए।

Grandparents Forum



Grandparents play an important role in the life of every child. They leave an everlasting impression on child's mind.

On 11 May 2017, we welcomed Mrs. Sarmishtha Wadhawan, grandmother of Aarna Wadhwan of P4D. She was the biology teacher by profession and engaged students with the development in science and technology across years.

The session was very interactive where the students engaged Mrs. Wadhawan with never ending questions. Mrs. Devja Chhabra also shared some of her life

experiences and anecdotes with the students. It was an enriching experience for the teachers as well as for the students.

Feedback of Grandparent session

I was very happy to interact with teachers and children. I felt so good to say that since so many years of my experience I have seen parent , teacher interaction but never it had happened that grandparents efforts are appreciated which Gyan Bharati School is making an effort to do. This practice if further continued , children will get an idea how advanced the study and infrastructure technology has become which they have missed during their life experience. Thank you so much for making me feel so important.

Regards

Mrs.Sarmishta Wadhwan

(Grandmother of Aarna Wadhawan, P4-D)

PRIMARY CO-ORDINATOR

MRS ANUPAMA CHAND

P4 CO-ORDINATOR

MRS DEVJA CHHABRA