

Curriculum inputs for the month of April/May and July

(2017-18) - P4

ENGLISH

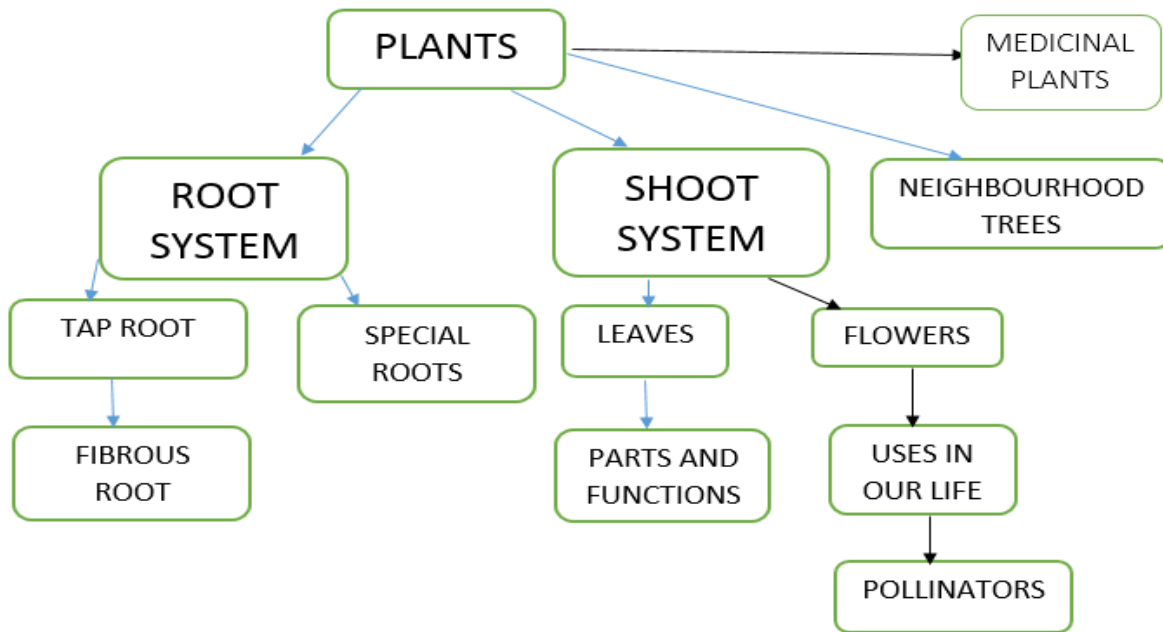
- Learns about different forms of nouns- Common, Proper and Collective nouns.
- Effectively uses the naming words in the given context(s)
- Comprehends the properties of nouns, such as number and gender
- Understands and identifies pronouns in sentences.
- Uses correct pronoun in place of the given nouns
- Writes stories based on his/her observation on the given pictures
- Reads and comprehends the stories given in Multiple Readers.
- Recites poems with proper intonation and expression

Writing: **Guided Paragraph writing**

MATHEMATICS

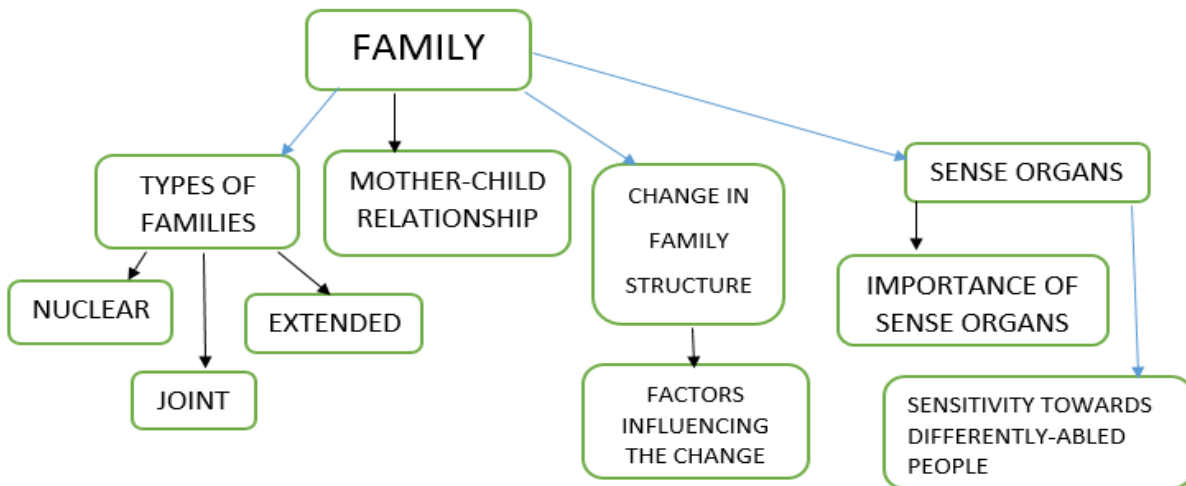
- Recapitulation of numbers up to 4 digit (including smallest and largest 4digit numbers)
- Consolidation of numbers up to 6 digit
- Understands the difference between the concepts of place value and face value.
- Place value and face value chart -Indian number system
- Practice ascending-descending, expansion of numbers and number name.
- Addition, subtraction ,multiplication and division (four basic operations to be further build upon with large numbers)
- Comprehend and solve word problems involving to all the operations based on real life situations. Framing of word problems on various operations.
- Estimation ----Rounding off given numbers to nearest 100's and 1000's
- Shapes and patterns
- Revisit all four operations

EVS



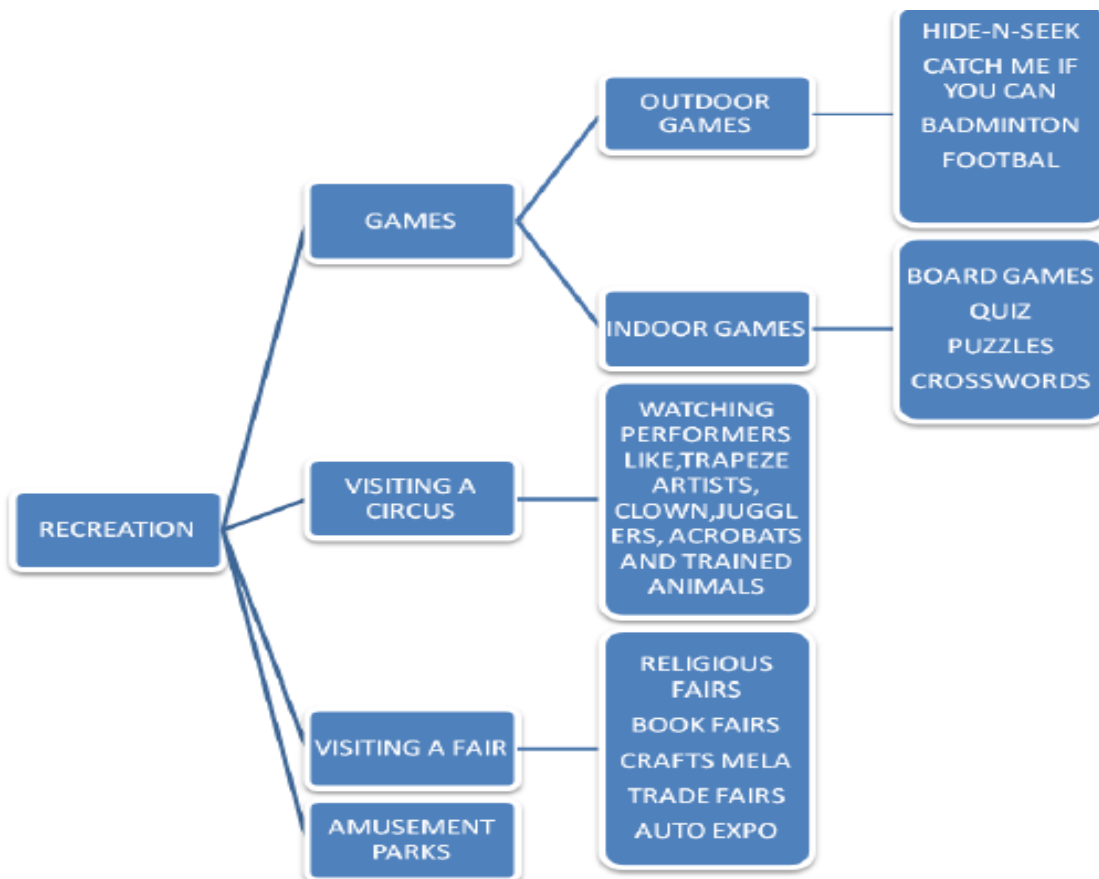
Plant

- Recapitulates parts of a plant and their functions.
- Identifies different kinds of roots and their functions.
- Observes the special roots and their purpose.
- Observes different flowers and understands the role of flowers in plants.
- Learns parts of flowers and their functions.
- Discusses the uses of flowers in our life and creates patterns using them.
- Observes and discusses about trees/plants whose roots are affected by activities like construction and pavement.



Family and Friends

- Understands the changes in family structure with time.
- Appreciates the mother - child relationship.
- Recollects events occasions when extended families meet.
- Becomes sensitive towards differently - abled people.
- Differentiates between good and bad touch.



Work and Play

- Lists different outdoor & indoor games.
- Understands the idea of fair-play and develops team spirit.
- Discusses the various avenues of recreation around us.
- Recognizes the different professions around us and understands how they are dependent on each other.

Water

- Recollects and discusses different sources of water
- Understands the journey of river.

हिन्दी

भाषा , वर्णमाला

- वर्णमाला - स्वर और व्यंजन की पुनरावृत्ति करना।
- संयुक्ताक्षर शब्दों की पुनरावृत्ति करना।
- वर्ण विच्छेद करना।

संज्ञा शब्दों के भेद

- संज्ञा शब्दों के भेद - व्यक्तिवाचक, जातिवाचक (समूहवाचक) को पहचानना और वर्गीकरण करना ।
- कविता के सौंदर्य की अनुभूति का आनंद उठाते हुए, उसका उचित हाव-भाव के साथ वाचन करना।
- अपठित गद्यांश को पढ़कर और समझकर प्रश्नों के उत्तर देना।
- विभिन्न पाठ्य - पुस्तकों से पाठ पढ़कर, नवीन शब्दों को समझकर उनका वाक्यों में प्रयोग और पाठ से संबंधित अन्य अभ्यास / क्रिया-कलाप करना ।

वचन और लिंग

- वचन - एकवचन और बहुवचन का ज्ञान प्राप्त करना।
- एकवचन और बहुवचन शब्दों की पहचान करना।
- स्त्रीलिंग - पुल्लिंग शब्दों की पहचान करना।
- लिंग और वचन के माध्यम से भाषा में शुद्धता का महत्व समझना।
- सरल विषयों पर मौखिक रूप से अपने विचारों को प्रकट करना।

सर्वनाम शब्दों के भेद

- सर्वनाम शब्दों के माध्यम से भाषा में शुद्धता का महत्व समझना।
- संज्ञा शब्दों के स्थान पर उचित सर्वनाम शब्दों का प्रयोग सीखना।
- सर्वनाम शब्दों के भेदों को जानना।

संस्कृत

- मौखिक - छात्रों को लिंग व वचन का ज्ञान करवाना।
- छात्र पहली बार संस्कृत लिखना सीखेंगे।
- लिखित- पुल्लिंग एकवचन का ज्ञान करवाते हुए पुल्लिंग एकवचन के शब्द लिखवाना।
- पुल्लिंग एकवचन के शब्दों के साथ एकवचन की क्रिया लगाकर वाक्य बनाना सिखाया जाएगा।
- पुल्लिंग एकवचन के शब्दों के आधार पर कार्ययोजना-१ करवाई जाएगी।
- श्लोक- हस्तस्य भूषणम् दानम्
- श्लोक - अपरं भवतो जन्म.....।
- संस्कृत संभाषण के वाक्य
- कक्षा पी. ३ के श्लोकों को भी दोहराया जाएगा।
- पुल्लिंग द्विवचन का ज्ञान करवाते हुए द्विवचन के शब्द लिखवाना।
- पुल्लिंग द्विवचन के शब्दों के साथ द्विवचन की क्रिया लगाकर वाक्य बनवाना।
- कार्ययोजना-२ पुल्लिंग द्विवचन के शब्दों के आधार पर करवाना।
- श्लोक- बहूनि मे व्यतीतानि

COMPUTER

- Introduction to computer
- What is computer?
- Characteristics of computer
- Classification of computer
- Input and output Device
- Input device
- Keyboard
- Mouse
- Scanner
- Output device
- Monitor
- Speaker
- Scanner

- Practical: Students will make Word document Characteristics of computer, Classification of computer

MORE ABOUT WINDOWS 7

- Desktop
- Wall paper and screensaver
- Changing of desktop screen
- Making folder and file
- Copying and Moving a file

CRAFT

- Index making with pencil and scale.
- Elephant wall hanging (drawing with pencil, cutting pasting)
- Bird wall hanging (drawing with pencil, cutting pasting)
- Pom pom wall hanging with wool tying and cutting activity
- Mushroom tree and leaf making (2d paper pop making,drawing,cutting, pasting,glitter work and outlining with wool)
- Wool collage making (drawing with pencil,cutting pasting)
- 3D bird making with wool (tying and cutting activity)
- Tricolour bird making (drawing,cutting and pasting)3D lotus flower making (The National Flower) by folding ,cutting and pasting activity
- 3D Tricolour balloon making(cutting pasting,drawing and impression making activity)
- Tricolour snowflakes making with folding,cutting,pasting activity

ART

- Write your name and class with BOLD letters and decorate beautifully.
- Write and decorate one small art quote by piccaso.
- Geometrical composition of primary colours.
- Geometrical composition of secondary colours.

- Earth day drawing and colour composition. Show how to save our beautiful earth.
- Draw your favourite baby animal with its parent. Make it interesting with various colours.
- Memory drawing composition- Places you go for holidays and having fun.

CLAY

- Composition-In your last class which topic did you like a lot make.
- Pottery coil method - going to explain children what all keep in mind while applying coils.
- Pottery slab method -going to explain children how they can create things with the help of slabs.
- Human body - going to explain children divisions of human body.

May

- Human body - as explained to be practiced.
- 3 D head - to keep in mind divisions as explained to be practiced.

July

- Mask - to keep in mind divisions as explained to be practiced with volume.
- Clay folding & draping method - going to explain children how we can make things with the help of this method.
- Design (slice method) - going to explain children how to make a geometrical design with the help of slice method.
- Relief - going to explain children simplified relief how can we make it and what all we need to keep in mind.

ACTIVITIES

1) Let's be a Researcher


Collect different types of flowers, leaves, barks or seeds. Press these things by putting them inside some book. Let them rest undisturbed for at least 15 days. Meanwhile, collect some INTERESTING FACTS about leaves, flowers and seeds. You can also write a self-composed poem or riddle. Arrange the dried flowers, leaves, bark, seeds and other information on different sheets making a booklet and name it as "MY PLANT FILE". Present your Information creatively.

2) Make 2 flashcards of any two famous Indian women achievers. On one side of the card paste the picture of the person (without her name) and few hints about that person. On the other side of the card write the name of the person.

3) Let's be an entrepreneur

Students will collect cutout of any 6 items having prices in 5 digit from newspaper and old magazines. They will record their price and round off to nearest 1000 in following format

For eg:

sno	Items	actual price	rounded figure
1.	 Bpl washing machine	14,600	15,000

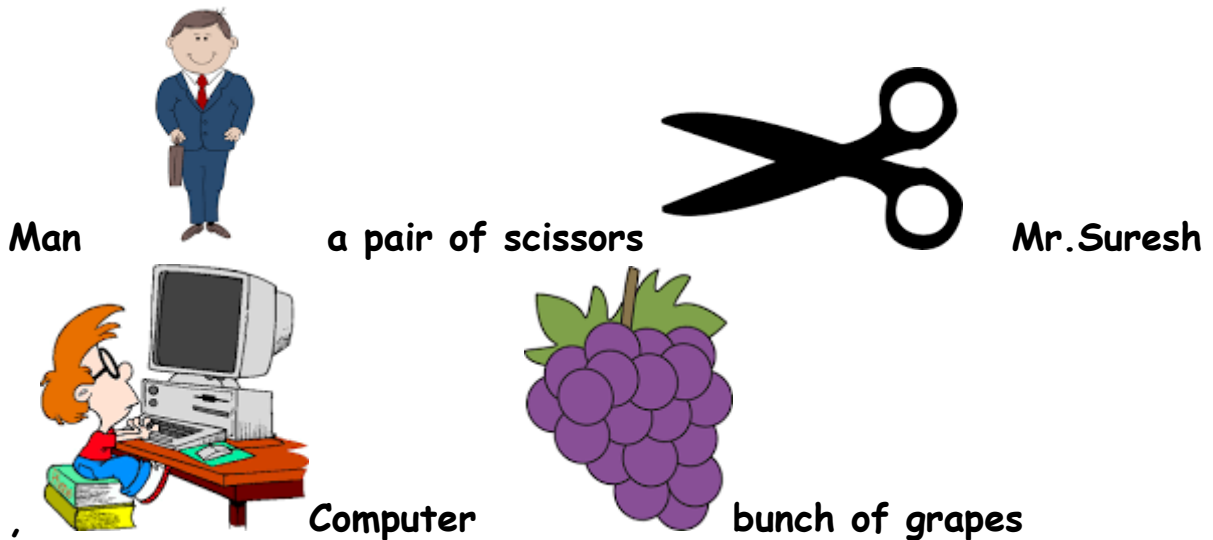
4) Framing word problem (story writing)

Frame a word problem on any popular music show. Where each 4 contestants earned 5 digit number of votes such that you can calculate total TRP (television rating point) of the show. Also calculate the top 2 position and by how many votes 2nd contestant lost the competition.

Present the result of all 3 winning contest in beautiful result card.

5) Searching and Exploring Nouns

Find nouns throughout your home. Keep a record of all the nouns and write them on the cards with drawings or pictures on the back and bind them together into a noun dictionary. Draw a table and place all the nouns under appropriate heading. One has been done for you.



PROPER NOUN	COMMON NOUN	COLLECTIVE NOUN
Mr. Suresh	man	pair of scissors
	computer	bunch of grapes

6) Write a paragraph on "My Family" on a slam sheet. Put a flap on all the pronouns used in the paragraph. Also tell which pronoun is used for whom.

7) बचपन का दूसरा नाम ही है शरारतें । फिर भी हम कभी भी यह कल्पना तक नहीं करना चाहते कि कभी हमारे बड़े -बुजुर्ग भी अपने बचपन में शरारती रहे होंगे । अरे! हाँ -हाँ सभी अपने बचपन में नटखट और शरारती होते हैं। तो क्यों न हम भी अपने माता अथवा पिता से किस्से सुनकर ,उन्हें उनके बचपन की यादों को ताज़ा करने में उनकी मदद करें। फिर यदि संभव हो तो अपने माता अथवा पिता जी के बचपन की तस्वीर चिपकाकर और उनके बचपन के किस्सों में से किसी एक रोचक किस्से को अपने शब्दों में स्लैम शीट पर लिखिए ।

अब इस किस्से में आए व्यक्तिवाचक, जातिवाचक और भाववाचक शब्दों की सूची बनाइए।

8)आओ सीखें सर्वनाम

अकबर, बीरबल अथवा तेनालीराम की किसी एक कहानी को पढ़कर उसे स्लैम शीट पर लिखिए। अब इस कहानी में आए सर्वनाम शब्दों की सूची बनाकर ,उन सर्वनाम शब्दों के सामने लिखिए कि वे किसके लिए प्रयोग हुआ है? उदाहरण के लिए-

बीरबल अकबर के नौ रत्नों में से एक थे। वे अपनी कुशाग्र - बुद्धि , हाज़िर -जवाबी और चतुराई के लिए सुप्रसिद्ध थे। अकबर अपनी किसी भी समस्या के समाधान के लिए उन्हें ही बुलाते थे।

सर्वनाम	संज्ञा
वे	अकबर

Primary co-ordinator - Mrs Anumpma Chand

P4 co-ordinator - Mrs Devja Chhabra