

CURRICULUM INPUTS OF CLASS P5 FOR THE
MONTHS OF FEB-MARCH (2016-17)

ENGLISH

- Understands the use of is, are, was, were while framing meaningful sentences.
- Practises all writing skills with an enriched vocabulary and use of better expressions.
- Revisits all concepts done earlier in the year.

Hindi

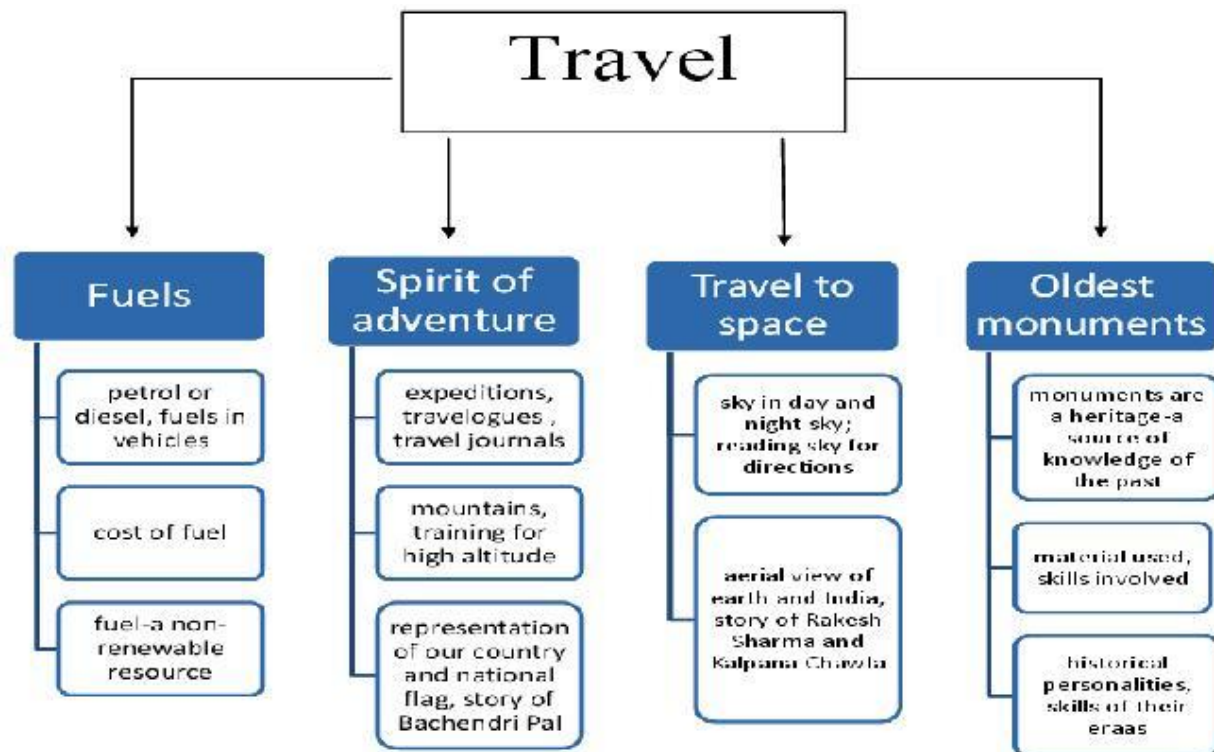
- ✓ वचन बदलना ।
- ✓ औपचारिक पत्र - लेखन ।
- ✓ अनेक शब्दों के लिए एक शब्द लिखना ।
- ✓ विभिन्न पाठ्य - पुस्तकों से पढ़ना ।
- ✓ नियमित रूप से श्रुतलेख करना ।
- ✓ विभिन्न पाठ्य पुस्तकों से गद्य पाठ पढ़ने और उनमें प्रयुक्त नवीन शब्दों का ज्ञान , वाक्य रचना , व्याकरणिक अभ्यास, प्रश्नोत्तर और अन्य क्रियाकलाप ।
- ✓ कक्षा में कराए गए सारे कार्य की पुनरावृत्ति।

MATH

Patterns

- Finding patterns in nature.
- Finding patterns in number sequences.
- Patterns formed by rotating a figure.

EVS



- Recognizes and discusses the different fuels requires and used in different vehicles, their source, cost and availability.
- Appreciates the spirit of adventure and recognizes that it's not gender based.
- Connects to the fact that our monuments and heritage sites are an invaluable source of history of mankind.
- Revision of all the work done during the year.

संस्कृत

फरवरी:-

- * उत्तमपुरुष के वाक्य लृटलकार (भविष्यत् काल) तीनों वचनों में
- * कार्ययोजना-90







मार्च:-

वार्षिक पाठ्यक्रम के सभी श्लोकों का पुनः पुनः शुद्ध उच्चारण सहित अभ्यास करवाया जाएगा।

COMPUTER

Algorithms and Flowchart

- ❖ Writing a Algorithms
- ❖ Symbols to draw Flowcharts
- ❖ Rules of Flowchart
- ❖ Concepts of a Loop

Symbol	Represents	Example
	Start/Stop	Receive complaint Receive request Proposal
	Decision Point	Yes/No Agree/Disagree Pass/Fail
	Activity	Hold a meeting Make a phone call Send a request
	Document	Report is completed Meeting minutes Forms filled out
	Connector	Go to another page or another part of the flowchart.
	Delay	Waiting for a service Reportsitting on a desk.

Revision

- ❖ Ms. Word
- ❖ Ms. PowerPoint
- ❖ Ms excel

CLAY

- * Composition -how to use waste material and create something from it.
- * Composition -how to make / create creatures with the help of shapes with clay / waste material lying around, how to choose them and what all to keep in mind.
- *Composition - make any one object of your choice creatively
- * Composition - winter chill - shapes of human beings, birds and animals in winter.

ART

- Draw and colour seasonal fruit basket with fruit composition.
- Study and do sketches of modern Indian artist Nandlal Bose (known for his Indian styles).
- Nature study-Flowers and leaves color composition (outdoor works)
- Memory drawing-Draw and color your favorite chocolate.

CRAFT

- 3D book making with the use of shoe box (cutting and pasting activity)
- 3D butterfly with paper cutting and pasting activity
- 3D owl with paper cutting and pasting activity
- 3D flowers with paper cutting and pasting activity
- Photo Album making with paper cutting and pasting activity and decoration with waste material.

EVS ---Activity 1

Topic Nonrenewable resources

Materials----- Thick chocolate chip cookies, 1 paperclip per student, Napkins, Pencil and paper

1. Each student brings a thick chocolate chip cookie, paperclip, and napkin. Tell them that the cookie represents a state. The tan area represents the Earth's crust, and the raisins represent coal deposits. They are going to "mine" the cookie.
2. Students will count the number of visible (chocolate chip) chunks of coal in the coal deposits visible from the top. Have them record its number. Have students make a prediction and record how many coal deposits (chocolate chip) will actually exist if they look for them below the surface record this number too.

Students use their paper clip to begin mining their coal deposits. Place the coal deposits in one pile and the Earth's crust in another pile. Have students count the coal deposits and record the data.

The students compare and contrast the number of coal deposits visible on the surface with the number of those actually in existence and compare the actual number of coal deposits with their predictions.

Conclusion

1. Point out that there were more "coal deposits" than could be seen on the surface. 2. Discuss the fact that mining the coal disturbs the Earth's crust. This means mining coal has a destructive environmental impact. (To illustrate this point, have students describe the mess of crumbs on their napkin as if it were a huge heap of rocks and soil) 3. Ask them whether they think this "land" could be made to be "natural" and attractive again so that it would grow trees and other plants. If so, how?

Activity 2.

To have each student investigate and identify his/her own use of renewable/nonrenewable energy sources.

Directions: 1. Begin by showing a piece of coal and asking the students to tell what it is and what it is used for. Lead them to classify it as a source of energy and that it must be burned in order to create energy.

2. Demonstrate the movement of the pinwheel by blowing towards it and ask students to identify the source of the energy.

- Ask, "Which of the energy sources are more likely to run out of its supply?" In comparing the two energy sources, they should explain why they think one will likely run out and the other is not likely to run out. Label the two energy sources: nonrenewable (coal) and renewable (wind)

- Ask the students to identify the number of times and ways they use a non-renewable energy source in one day such as, watching television, turning on lights, taking a shower, etc.
- Have them identify ways in which they could conserve, reduce or eliminate the use of nonrenewable sources.

Hindi

1. सोचिए कि किसी दिन आपकी मुलाकात अपने प्रिय खिलाड़ी/ राजनेता / अभिनेता से हो जाती है । उस वक़्त आपके और उनके बीच होने वाले काल्पनिक संवाद को एक स्लैम- शीट पर लिख कर कक्षा में लाइए ।

2. समाचार पत्र क्रियाकलाप

हिंदी के समाचार- पत्र से कुछ छोटे-बड़े शीर्षक काटिए और एक स्लैम-शीट पर नीचे दिए गए तरीके से चिपकाइए । इनमें आए एकवचन तथा बहुवचन शब्दों को नीचे एक तालिका में लिखिए ।

रेल दुर्घटना : सब बचे	बैंक डकैती : करोड़ों रुपये लूटे
प्रधानमंत्री ने पौधे लगाए	परीक्षाएँ समाप्त : बच्चे खुश
तेज़ वर्षा से मौसम बदला	बहादुरी की मिसाल कायम करने वाले 25 बच्चे: पीएम मोदी करेंगे सम्मानित

MATH ---Activity 1

Aim- To draw an open box and find its volume.

1. Take a rectangular sheet of cardboard of length 20 cm and breadth 12 cm.
2. Cut off square of side 2 cm from each of its 4 corners.

3. Fold the sheet to form an open box.
4. Find length , breadth and height of the box and hence find its volume.
5. Half-fill the box with rice. Now calculate the volume of the rice in the box.

Activity 2

Aim- To draw patterns by cut-out shapes of different colours,

1. Cut out the following shapes of different colours (as shown). Cut 4 copies of each shape.



2. Draw a 4x4 squares grid on drawing paper of a size that each shape fits in the smaller square.
3. Paste these shapes such that each row or column does not have a repeated shape.

ENGLISH

1.Each child takes a letter of the alphabet. Ask your child to browse through the newspaper, find five unfamiliar words beginning with the assigned letter, and look up the definition of each. Then have him create and illustrate a dictionary page containing the five words and their meanings. We will combine the pages into a classroom dictionary. In a variation of this activity, you might ask your child to look in the newspaper for any of the following:

- words with a particular suffix or prefix

- words containing a particular vowel sound or consonant blend
- compound words
- words in the past, present, and future tenses

2. Let your child think of a situation where he or she may be making something. She could be cooking a meal, doing gardening or some other activity. Write a short scene describing that using at least four interjections. Do this on a slam sheet and bring it to class.

Trip to Florence Club

An excursion was organized for the children of P5 to Florence Club, Gurugram on 26.12.16. They left the school in buses escorted by their teachers at 8:30 am in the morning and reached the destination in about 45 minutes. They played games, danced and were treated to their favourite dishes in the breakfast as well as the lunch served to them. They were joined in the fun by their teachers. The whole excursion aimed to having fun and enjoyment with the children of all sections of class 5, amicably.

PRIMARY CO-ORDINATOR - Ms ANUPAMA CHAND
DIALOGUE CO-ORDINATOR - Ms HIMANI PRAKASH