

ACTIVITY CORNER

UNEDITED WORK

P1

Magic Square

I can find out many words.

t	a	h
b	o	s
g	l	d

Karun Sarin PI-D

1. Old

2. has

3. hot

4. dog

5. lot

6. god

7. hat

8. sad

9. goat

10. gold

follow the instructions

1. put a happy face on the first and fourth stick man

2. Put a sad face on second and third stick man

3. Put hair on the last stick man

4. put a circle around the sixth stick man

5. put a box around the fifth stick man



1st



2nd



3rd



4th



5th



6th



7th

Jimit pahuja  
PIE

# ENGLISH

## DECEMBER

- Expands his\her vocabulary by reading and writing sentences with words of 'ow' sound.

For eg:


flower  cow  owl  snow

The river flows from the snow clad mountains.

- Reads and writes names of some colours and uses them while writing.

E.g. green, red

Tomato is red. 

Leaves are green. 

- Understands the use of 'ing' as action words and others.  
e.g. singing, king.
- Enjoys reading simple stories from picture books and multiple readers.

## JANUARY

- Punctuates sentences using capital letters and full stop.

the shop is closed

The shop is closed.

- Classifies words according to the gender.

Eg :

boy	girl
lion	lioness
tiger	tigress

- Learns opposites of common words.

Eg:

tall	short
left	right

- Reads and writes names of days of the week and months of the year.  
DAYS- Monday, Tuesday, Wednesday
- Reads sentences fluently with correct pronunciation and diction.
- Reads simple sentences from flash cards, multiple readers, storybooks, signboards pictures in oral and written form using simple sentences.
- Expands his/her vocabulary by and newspaper clippings.
- Starts learning the names of different vehicles under the theme 'Transport' like ship, bicycle and train.

## हिन्दी

### दिसम्बर

- ' ए ' की मात्रा के शब्दों को अपने वातावरण में पहचानना |

जैसे - सेब, चेहरा

- 'ए' मात्रा वाले शब्दों और वाक्यों को पढ़ना |

राम सेब खा रहा है।

पेड़ पर चिड़िया बैठी है।

- 'ए' मात्रा के शब्दों वाली कहानियाँ और कविताएँ पढ़ना व समझना |

- 'ए' मात्रा वाले शब्दों से वाक्य बनाना |

जैसे - कमलेश मेले में गया |

- एक को अनेक बनाना |

केला	केले
दरवाज़ा	दरवाज़े

- ' ऐ ' की मात्रा के शब्दों को अपने वातावरण में पहचानना |
  - जैसे -बैल , पैसा
- रोचक कहानियाँ सुनना व पढ़ना |
- विभिन्न पुस्तकों से पठन-पाठन |
- 'ऐ' मात्रा वाले शब्दों और वाक्यों को पढ़ना |  
केलेथैलेमेंरख।
- 'ऐ' मात्रा के शब्दों वाली कहानियाँ और कविताएँ पढ़ना व समझना |
- 'ऐ' मात्रा वाले शब्दों से वाक्य बनाना |
  - जैसे -जैसी करनी, वैसी भरनी |

## जनवरी

- स्वर ' ओ' व ' औ' के शब्दों को पढ़ना व लिखना |
  - जैसे - ओखली , औरत
- ' ओ' की मात्रा के शब्दों को अपने वातावरण में पहचानना |
- रोचक कहानियाँ सुनना व पढ़ना |
- विभिन्न पुस्तकों से पठन-पाठन |
- ' ओ' मात्रा वाले शब्दों और वाक्यों को पढ़ना |  
जैसे - भालू ढोलक बजा रहा है।
- ' ओ' मात्रा के शब्दों वाली कहानियाँ और कविताएँ पढ़ना व समझना |
- ' ओ' मात्रा वाले शब्दों से वाक्य बनाना |

# MATHEMATICS

## DECEMBER

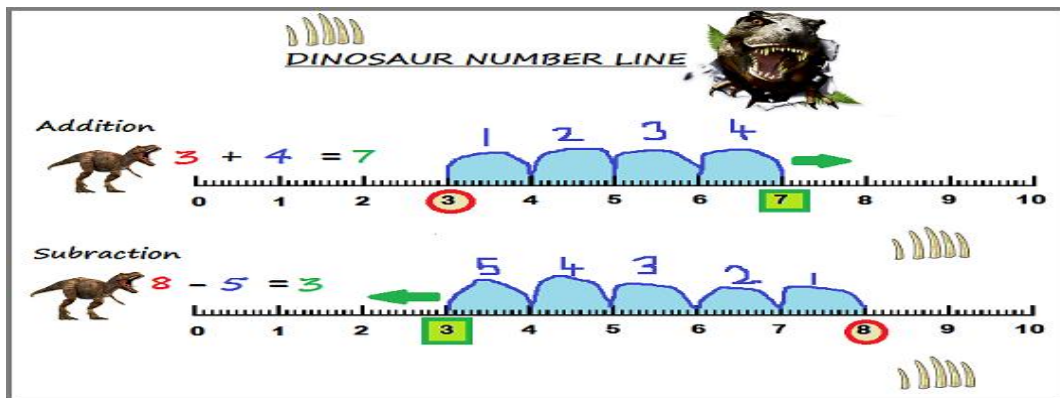
- Practices the number-names from 0 to 99
- Understands the concept of subtraction through word problems and stories.
- Identifies and grasps the different forms of subtraction. E.g. backward counting, taking away, etc.

Eg:  $23 - 4 = 23, 22, 21, 20 = 19$



$$4 - 1 = 3$$

- Learns to subtract numbers on the number line.



- Learns to subtract 0 from any number.
- Gains the conceptual and procedural knowledge of subtracting two digits and single digit numbers with and without picture clue, without borrowing.

## JANUARY

- Solves word problems involving addition and subtraction.

eg: Sohini had 47 balloons 23 burst off. How many balloons are left with her?

- Applies the knowledge of place value to addition and subtraction. For eg.

2 tens and 4 ones

+ 2 tens and 3 ones

---

4 tens and 7 ones = 47

---

- Mental math involving addition and subtraction.
- Understands the concept of time.
- Understands the following concepts related to clock.
  - Sequencing of events.

We get up in the morning.

We have lunch at noon.

We do our homework in the afternoon.

We go to bed at night.

- Reading the time

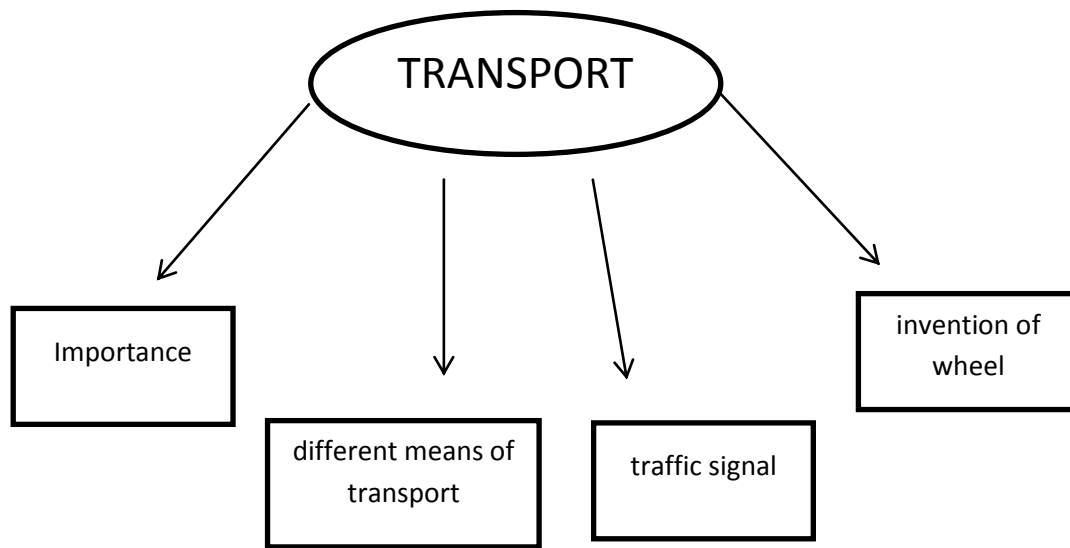


**3 o' clock**

- Parts of the clock.
  - Reading the time to the hour (analogue clock).
- Learns the names of days of the week (first day Sunday) and the months of a year.

# E.V.S.

DECEMBER



Theme: TRANSPORT- GOING PLACES

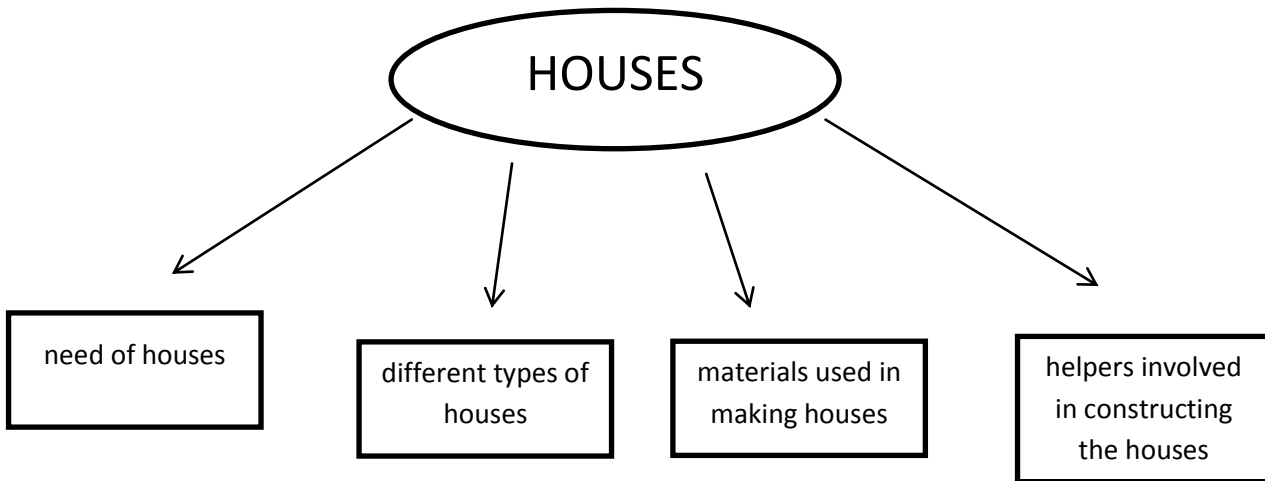
- Understands the need for travel.
- Classifies different means of transport as land transport, air transport and water transport.
- Classifies the various modes of transport based on their- 1) speed 2) cost of travel 3) number of wheels 5) size etc.
- Understands the importance of various means of transport in our daily lives.
- Collects pictures of different traffic signals and learns about the various traffic rules.
- Learns about the modes of transport used in the past and the invention of the wheel through a story.

THEME: WINTER SEASON

- Observes and understands the differences in lifestyles during winter and summer. E.g. use of heaters, geysers, and wearing warm clothes.

- Learns different poems on winter season.
- Enjoys eating winter vegetables and fruits and compares them with other seasonal vegetables and fruits.

## JANUARY



### THEME: HOUSES

- Understands the need for shelter and need for living together.
- Understands the difference between a home and a house.
- Identifies different types of houses and tries to understand their specific features. E.g. An igloo - made up of ice blocks. A house on stilts - stays above water level during floods.
- Makes a visit to a nearby construction site and identifies the different building materials used in making a house like bricks, wood, cement, sand etc.
- Identifies the role of different people involved in constructing a house like an architect, a carpenter, a plumber, etc.
- Talks about the occasions on which their houses are decorated and how it is done.

## *ART*

### DECEMBER :

1. draws a traffic light.



2. draws different means of transport.
3. draws Santa Claus and Christmas tree.
4. draws Merry Christmas cards.

## JANUARY :

1. draws a scene of winter season.
2. draws an igloo ,eskimo, snowman and penguin.

## CRAFT

- makes an angel with hand impressions.
- makes a star by cutting and pasting paper.
- makes a penguin.
- makes basics of paper impressions.
- makes a shy swan by cutting and pasting paper.
- makes magical bells by cutting and pasting paper and using glitters.
- makes "HAPPY NEW YEAR" cards using foil papers.

## CLAY

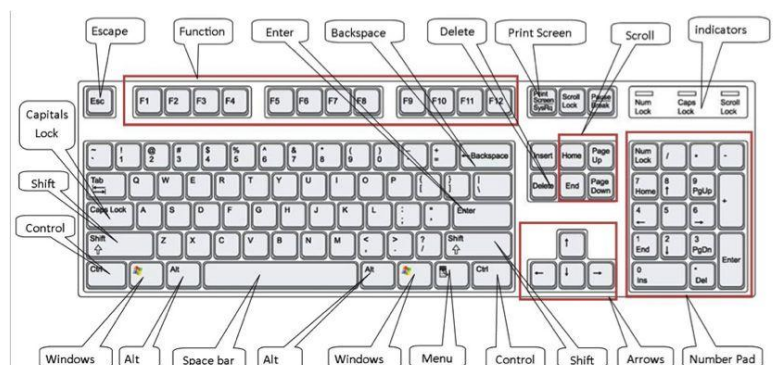
- makes small creatures using shapes.
- makes a slab and makes something on the top of that.
- makes a miniature town using different shapes.

## COMPUTER

### DECEMBER

#### Know your Keyboard

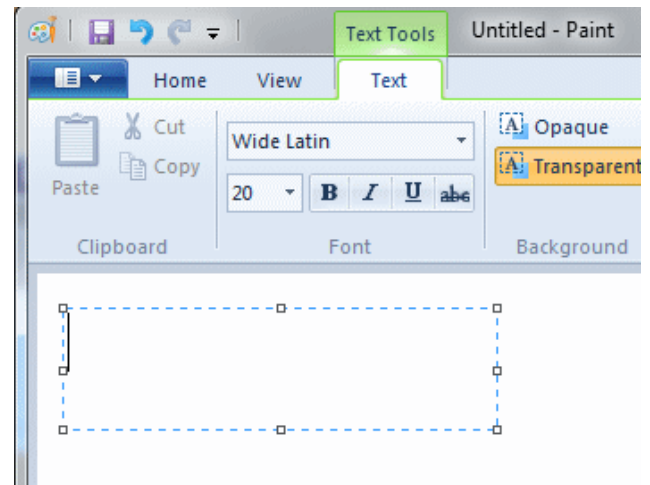
- Keys on the keyboard
- Alphabets keys
- Number Keys
- Spacebar Key Enter Keys
- Delete Key



# JANUARY

## Working with Text Tool in Ms paint

- Text tool
- Changing the color of the text tool
- Changing the size of the color tool



## EDITORIAL BOARD

- Dialogue Coordinator - Ms. Varsha Arora
- Primary Coordinator- Ms. Anupama Chand