

CURRICULUM INPUTS FOR THE MONTHS OF

DECEMBER-JANUARY

CLASS -P5 (2016-17)

ENGLISH

CONJUNCTIONS:

- Understands that a conjunction is the glue that holds words, phrases and clauses together.
- Knows that there are three different kinds of conjunctions- coordinating, subordinating, and correlative.

For example:

I go to the park every Sunday, for I love to watch the ducks on the lake.

Mom was tired after exercising at the gym.

He asked if he could leave early.

I either want the cheesecake or the frozen hot chocolate.

INTERJECTIONS:

- Understands that Interjections are words that are used to express strong feeling or sudden emotion. They are included in a sentence (usually at the start) to sentiment such as surprise, disgust, joy, excitement, or enthusiasm.
- An interjection is not grammatically related to any other part sentence.

For example: Hurry! The bus is about to leave.

HIND

- ✓ उपसर्ग , प्रत्यय शब्दांशों का ज्ञान |
- ✓ अनौपचारिक पत्र - लेखन |

- ✓ लिंग परिचय , लिंग परिवर्तन ।
- ✓ विभिन्न पाठ्य - पुस्तकों से पढ़ना ।
- ✓ नियमित रूप से श्रुतलेख करना ।
- ✓ विभिन्न पाठ्य पुस्तकों से गद्य पाठ पढ़ने और उनमें प्रयुक्त नवीन शब्दों का ज्ञान , वाक्य रचना , व्याकरणिक अभ्यास, प्रश्नोत्तर और अन्य क्रियाकलाप ।

MATHS

Perimeter and Area

- To introduce the concepts of perimeter and area of a closed shape .
- To make students understand the difference between the two concepts.
- To make students understand the concepts through activities.
- To make students derive formulae for finding perimeter and area of rectangle and square shapes.
- Application of the formulae for finding perimeter and area of rectangular and square shaped figures.

Volume

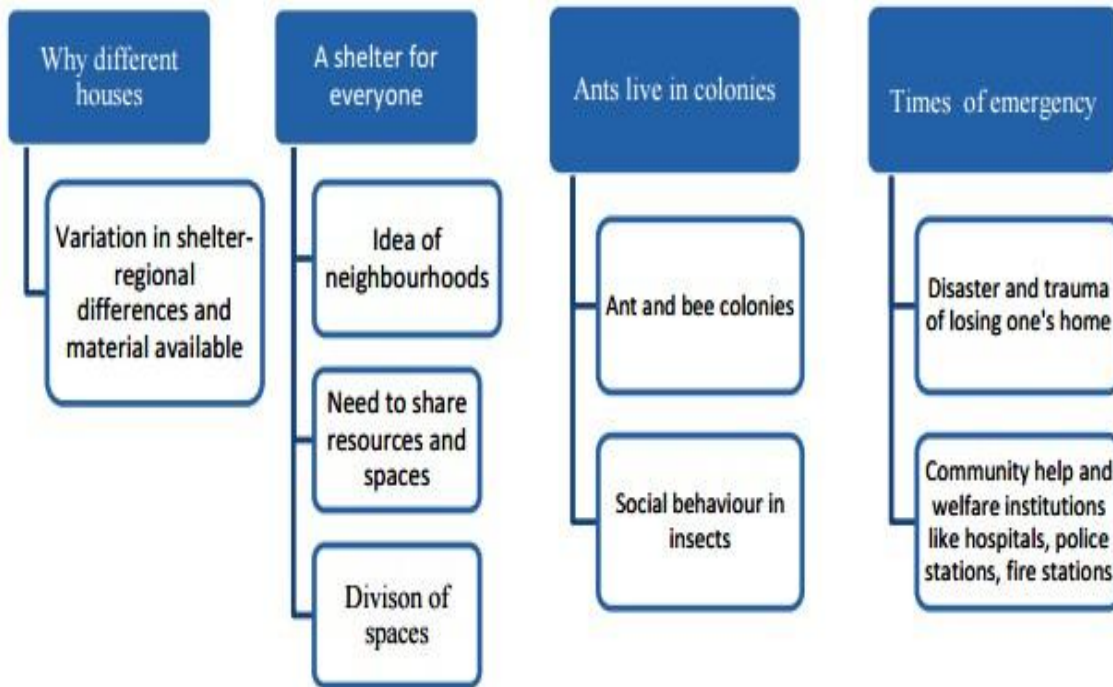
- To introduce the concept of volume
- Understanding units of volume.
- Finding volume by counting squares
- Finding volume of cubes and cuboids using formulae.

Symmetry

- To introduce the concept of symmetry.
- Understanding Linear symmetry and rotational symmetry,
- To be able to find axes of symmetry of a symmetrical figure.
- To understand reflection symmetry and its similarity to the mirror image .

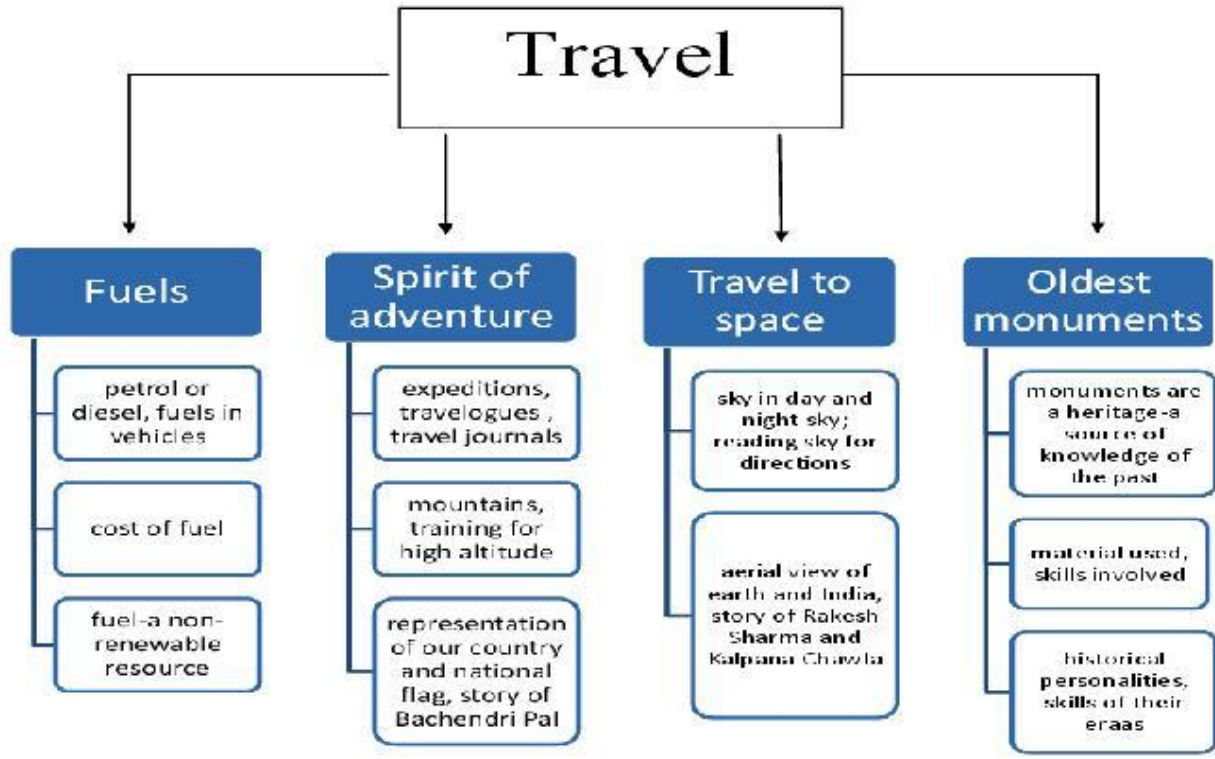
EVS

Theme: Shelter



- Understands the difference in house structures and factors that influence them.
- Develops sensitivity towards victims of trauma due to natural or man-made disasters where there is a loss of life and property.
- Recognizes and appreciates that in nature, even insects show division of labour.

Theme: Travel



- Recognizes and discusses the different fuels requires and used in different vehicles, their source, cost and availability.
- Appreciates the spirit of adventure and recognizes that it's not gender based.
- Connects to the fact that our monuments and heritage sites are an invaluable source of history of mankind.

संस्कृत

* पुल्लिङ्ग एवं स्त्रीलिङ्ग वाक्य लृट्प्रकार (भविष्यत् काल) तीनों वचनों में

शब्द:- पठ् , लिख् , चल् , हस् , खाद् , धाव् , गम् , पा , नम् , क्रीड्

* श्लोक:- असंशयं महाबाहो

* कार्ययोजना-८

* मध्यमपुरुष के वाक्य लृट्प्रकार (भविष्यत् काल) तीनों वचनों में

* श्लोक:- येषां न विद्या तपो न दानम्

* कार्ययोजना-६

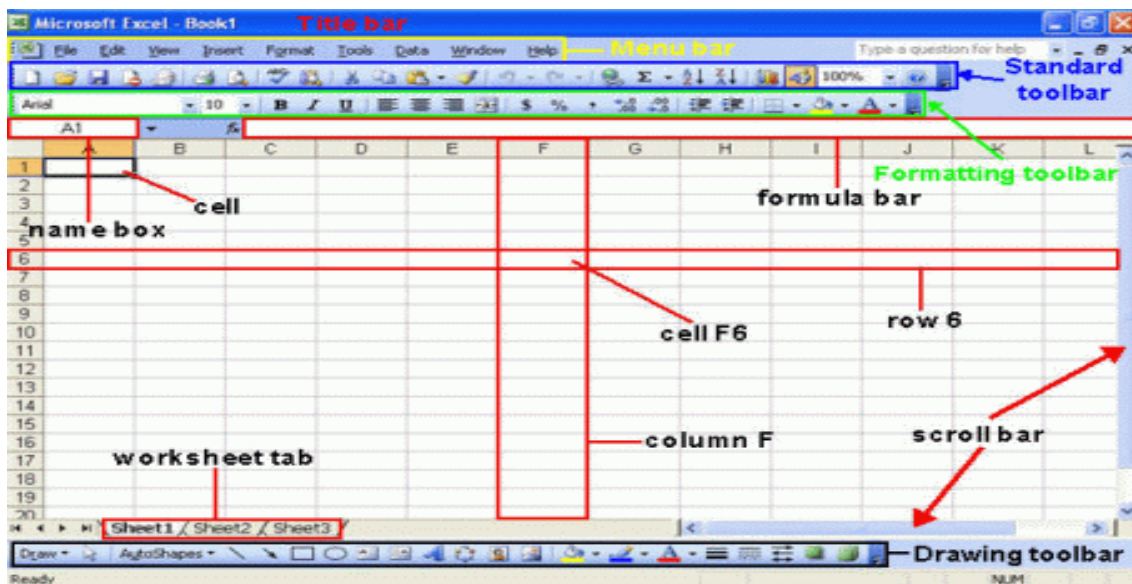
Computer

Editing cell content in MS Excel

- ✚ Editing and Deleting Cell Contents
- ✚ Copying and Moving Data
- ✚ Inserting and deleting cells, rows and Columns
- ✚ Changing Row heights
- ✚ Changing Columns Width

First Step to the internet

- ✚ Internet
- ✚ Requirements for connecting to the Internet
- ✚ World wide Web(WWW)
- ✚ Search engine



ART

- Textural composition-fill up your drawing with colourful dots (like scenery or any geometrical form).

- Drawing or card making related to the occasion of Christmas and New Year .Make it interesting with your creativity.
- Pencil drawing and shading- Study of human eyes, nose, ears and lips.
- Learn Negative and Positive space -Draw any object eg.car, animal, flower with any colour and also colour the background with different colour..
- The object drawn is positive and the space left is negative space..
- Stick figure drawing composition-eg-Scene of dancing figures or children playing in the ground.

CLAY

- Relief- makes a slab of any shape and size and create something on top of that will be explained.
- Composition -how to use waste material and create something from it.
- Composition - Creatures - makes / creates something with the help of shapes with clay or waste material lying around and how to choose them.
- Composition - Draping / folding method -to create different things with this technique.
- Composition - Draping / folding method - already explained, to be practiced.

CRAFT

- Zebra making. Cutting and pasting activity with glaze paper
- Making with waste bottles. (Craft organizer, Penguin)
- Pop- up greeting new year card with 3-D rose using decorative item and waste material like pencil shaving ,old marriage cards etc.
- 3D Magical slipper making with cutting and pasting of pastel sheet and decorative items like beads, decorative stones etc.
- Children will use the Newspaper as the base of their craft and colour with crayons or water colour along with the paper relief work.

GRANDPARENTS' FORUM



Grandparents play an imperative role in the life of every child. They are the child's support and their best friend. Grandparents pamper the kids more than the parents themselves and leave a lasting impression in child's life.

On 7th of October, we welcomed Mrs. Sunita Sharma, grandmother of Vani Sharma, P 5-D. She started the session by sharing her childhood experiences with the children. She also, told a story about a teacher and related it with the concept of sharing.

The session was very interactive where the students engaged Mrs. Sharma with never-ending questions. Then, she also discussed with the children, how she spends time with her granddaughter. It was an enriching experience for the teachers as well as the students.

07 October 2016

Feedback on the Grand parent session.

(Smt. SUNITA SHARMA)

GRANDMOTHER OF VANISHARMA

P.S.D.

It was a real pleasure to be a part of the Grandparents' session in the school. To see the young and energetic generation participate in the interactive session was a delightful experience. Not only did the children ask thought provoking questions but also narrated their share of thoughts on the same.

I would like to thank the school and teachers for having given me this opportunity to come and share my thoughts from my life.

Thank you and all the very best.

Warm regards.

Mrs. Sunita Sharma

PRIMARY CO-ORDINATOR - Ms ANUPAMA CHAND

DIALOUGE CO-ORDINATOR - Ms HIMANI PRAKASH