

CURRICULAM INPUTS FOR CLASS P-5 (OCT-NOV)

ENGLISH

- Understands that saying exactly what someone has said is called DIRECT SPEECH and reporting what has been said by someone is called INDIRECT SPEECH.

For eg: Rita: "I love milkshakes more than tea."

Kanchan said Rita loves milkshakes more than tea.

- Knows that statements with Universal truth remain the same.

. For eg: The teacher said," The Sun rises in the east."

The teacher said the Sun rises in the east.

- Prepositions: Understands that a preposition is a word which precedes a noun or a pronoun to show the noun's or pronoun's relationship to another word in the sentence.

For eg: It's dangerous to run across the road.

- Recalls that the prepositions are abstract words that have no concrete meaning. They merely show the relationship between groups of words.

For eg: inside the box, near the box, along the sides of the box.

- Articles-Definite and Indefinite
- Understands the proper use of these in sentence construction.
- Learns to write a poster, instruction and messages

हिंदी

- ✓ विपरीतार्थक / विलोम शब्दों का ज्ञान |
- ✓ विभिन्न पाठ्य पुस्तकों से गद्य पाठ पढ़ने और उनमें प्रयुक्त नवीन शब्दों का ज्ञान , वाक्य रचना , व्याकरणिक अभ्यास, प्रश्नोत्तर और अन्य क्रियाकलाप |

- ✓ क्रिया शब्दों का ज्ञान ।
- ✓ क्रिया शब्दों का भाषा में महत्त्व और उपयोगिता ।
- ✓ विभिन्न पाठ्य - पुस्तकों से पढ़ना ।
- ✓ नियमित रूप से श्रुतलेख करना ।

संस्कृत

अक्टूबर:-

- * मध्यमपुरुष के वाक्य लट्लकार (वर्तमानकाल) तीनों वचनों में
- * श्लोक:- विदेशेषु धनं विद्या।
- * कार्ययोजना-६

नवम्बर:-

- * उत्तमपुरुष के वाक्य लट्लकार (वर्तमानकाल) तीनों वचनों में
- * श्लोक:- पुस्तकस्था तु या विद्या।
- * कार्ययोजना-७

Math

Decimal Numbers

Understand the concept of decimal numbers.

- Understands the decimal part of a number.
- Understands the decimal place value system.
- Learns to expand a decimal number according to its place value.
- Learns to convert a decimal number to a fraction and vice-versa.
- Understands the concept of decimal fractions.

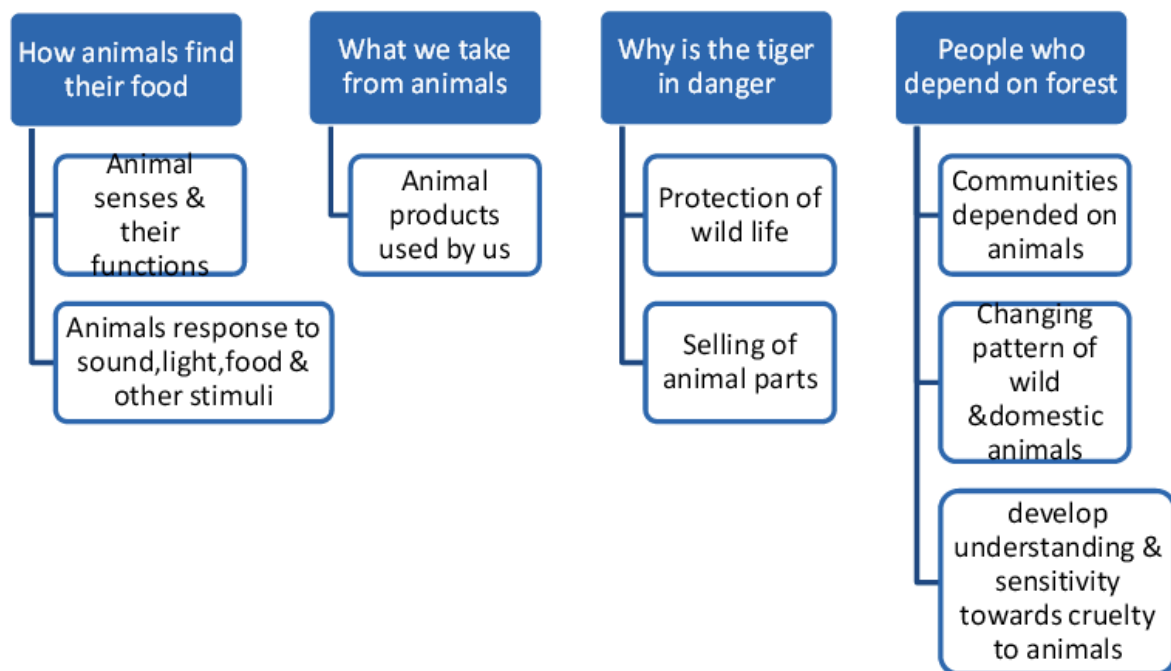
- Learns to add and subtract decimals.

Data Handling

- Understands the meanings of data, frequency , tally marks .
- Collects and arranges data.
- Draws frequency tables using tally marks.
- Interprets frequency tables.
- Draws and interprets pictographs.
- Interprets pie charts.
- Draws and interprets frequency tables.

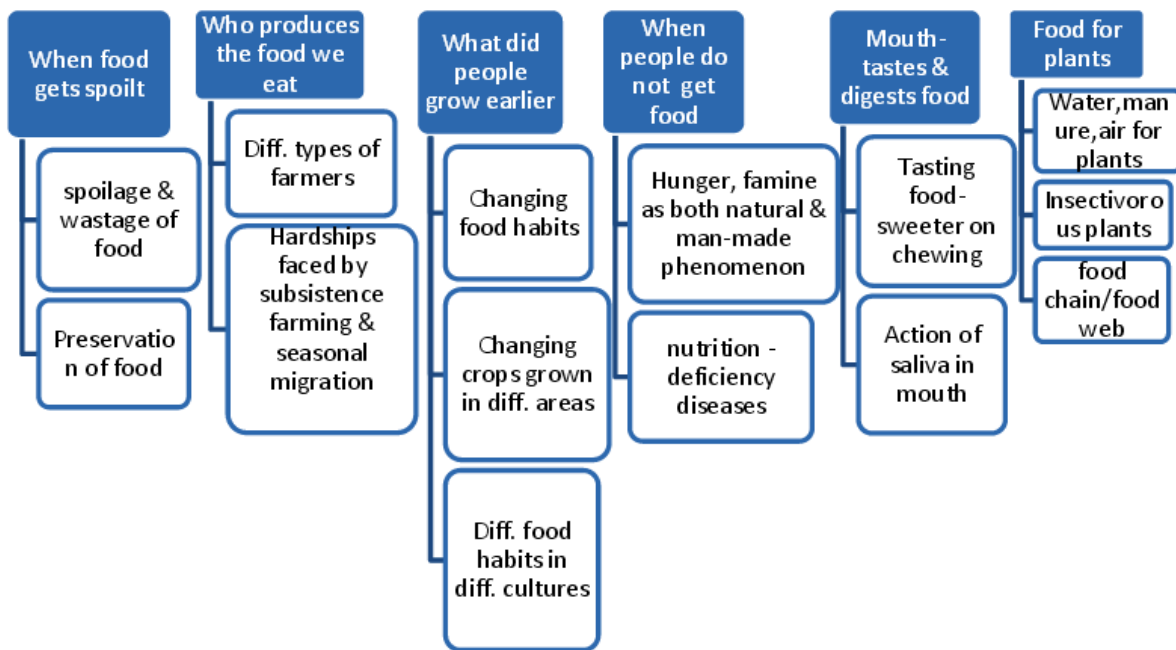
E.V.S

Theme: Animals



- Recognizes the super senses in animals and compares them with humans.
- Talks about the animal products used by humans.
- Discusses the importance of protection of endangered animals especially Tigers due to their threatened environment.
- Shares information about people dependant on animals for their livelihood.

Theme: Food



- Understands the reasons for spoilage and wastage of food and their preservation techniques.
- Discusses the hardships faced by subsistence farmers
- Recognizes the changing food habits

- Talks about the non-availability of food due to natural and man-made phenomenon (hunger, famine, nutrition deficiency diseases)
- Learns about the digestive system in humans ,the role of saliva and the journey of food in our body.
- Discusses the presence and importance of Food-web (food chain) in different habitats.

Craft

- Recycling of newspaper and creating different types of flowers.
- Bouquet making and decoration with waste materials.
- Wall hanging making with waste
- Basketry with Paper rolling and decoration
- Recycling of disposable bottle to create Craft Organizer
- Photo frame to be made of paper rolling

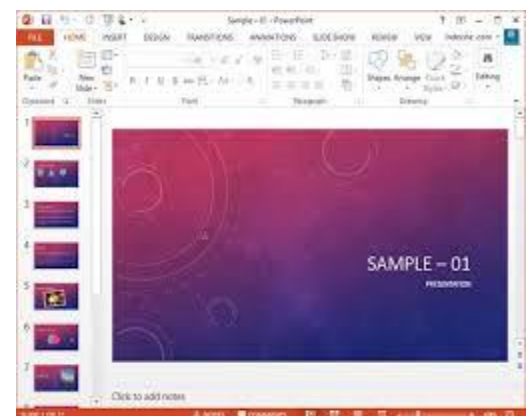
COMPUTER

INTRODUCTION TO MS POWERPOINT

1. Starting PowerPoint
2. Parts of the PowerPoint
3. Window Creating a New Presentation

Making presentation

1. Adding Slide
2. Insert Tab Slide
3. Transitions and Animation
4. Viewing and Organizing Slide Shows
5. Printing Presentation



Clay

- * Human body -make a human body
- * 3 d head - make a human head
- * Mask - make a creative mask or mask with volume.
- * Design-geometrical - make a design with the help of geometrical shapes with slice method.
- * Relief- makes a slab of any shape and size and create something on top of that.
- * Composition- makes / creates something with the help of 5 to 10 solid shapes of your choice.
- * Composition -waste material-make something with the help of things lying around us which is of no use.
- * Composition-creatures- makes / creates with the help of shapes or waste material.

ART

- Poster making on festivals.
- Draw Rangoli design with various geometrical shapes. Make it interesting by using dry colour.
- Mythological composition drawing from Ramayana related to Dusshera and Diwali.
- Colour collage of Ganesha with warm and cool colour.
- Draw and colour landscape with distant and near perspective.
- Imagine and create any puzzle game on the paper .Colour it with bright colours.
 - Draw and colour symmetrical pot, plate or any geometrical shape on paper. Give some textural effect on it to make it interesting.